

苏州



/

MTU/16V2000G25

V 16

31.84L

x

130x 150 mm

16.0

1500rpm

890KW


ADEC



177m³/mi n

530


8.5kPa



5kPa

66m³/mi n

1224m³/mi n



100%

198g/kwh

75%

198g/kwh

50%

203g/kwh

100%

178.6L/h



102L

0.5%

92L

550-650kPa



200L

102

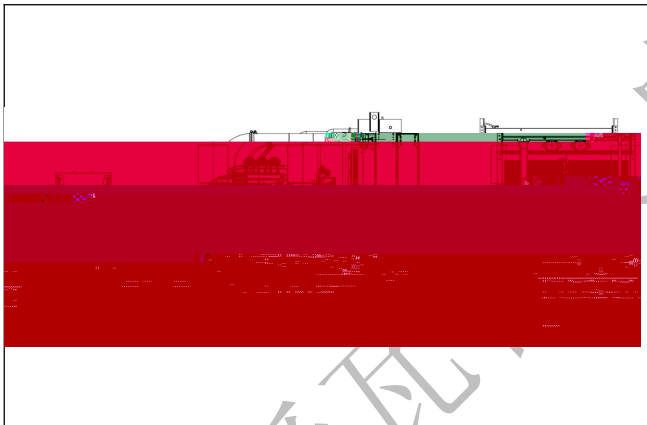
苏州

" COMAP"

MCB

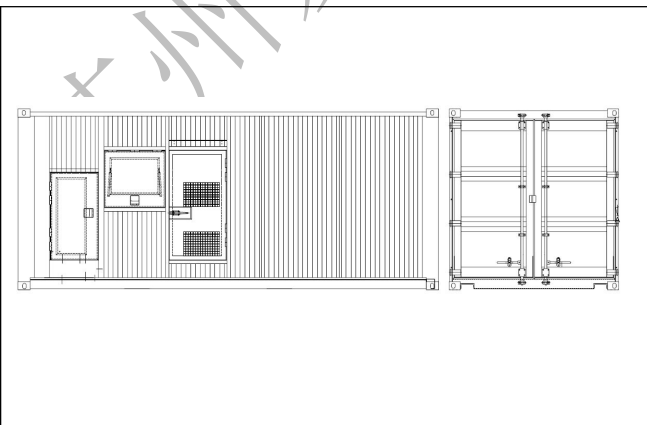
PNG

ATS



()

4500(mm) × 2000 mm × 2300 mm
7850 kg



20

6058 mm × 2438 mm × 2591 mm
12000kg

